



## Specification

### Nominal size

250mm

### Tank connection

Flanged: 12 x M20 holes on a 350.0mm PCD

### Properties

Weather cowl, TIR and internal surge protection cover.

**NOTE:** The burst disc is not included, refer to Related Parts

### Materials

Weld-in flange: 316L stainless steel

Gasket: PTFE

Alternatives are available, refer to Range or contact Fort Vale

## Design Conditions

Weight:	38.7 Kg
Design Pressure (MAWP):	4 Bar
Design Temperature Max:	140°C
Minimum Flow:	93045 m <sup>3</sup> /hr at 4 Barg

**NOTE:** The Design Conditions and Section View dimensions are for the specified part number only.

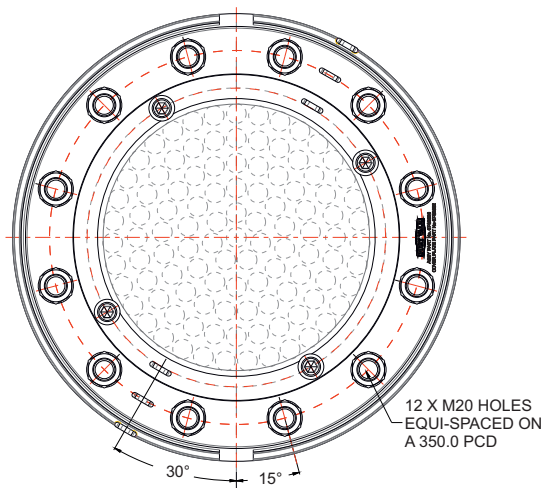
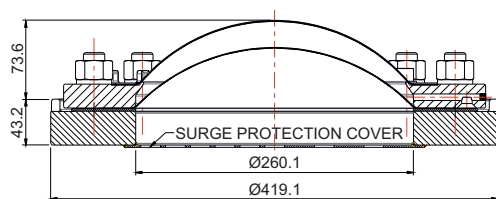
## Range

Description	Part No.
With surge protection cover	674/8680
Without surge protection cover	674/8580

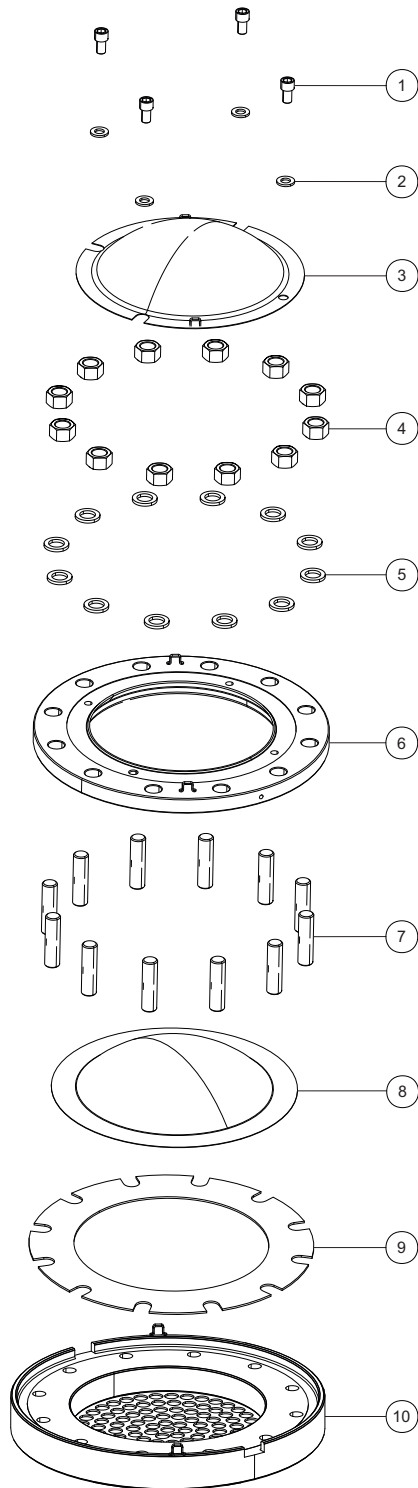
## Related Parts

Description	Part No.
250mm burst disc: 4.5 Bar at 20°C	865/A0450020AD
250mm burst disc: 4.5 Bar at 60°C	865/A0450060AD
250mm burst disc: 6 Bar at 20°C	865/A0600020AD

## Section View



## Parts Drawing



## Parts List

Item	Description	Part No.
1	M12 cap screw (4)	5111-066
2	M12 plain washer (4)	5113-006
3	Weather cowl	674/2005
4	M20 full nut (12)	5112-011
5	M20 spring washer (12)	5113-016
6	Burst disc cover plate	674/2002
7	M20 stud (12)	674/8005
8	Burst disc <b>*Note</b>	865/XXXX
9	PTFE gasket	5005-283
10	Weld-in flange with surge cover	674/8560

**NOTE:** The burst disc is supplied as a separate part. Please refer to Related Parts, page 1.